

RESEARCH SAYS:

“Cigarettes are being extruded – and therefore smoked – at a rate of more than 300 million miles per year, which is about 34,000 miles per hour, 24 hours a day.”

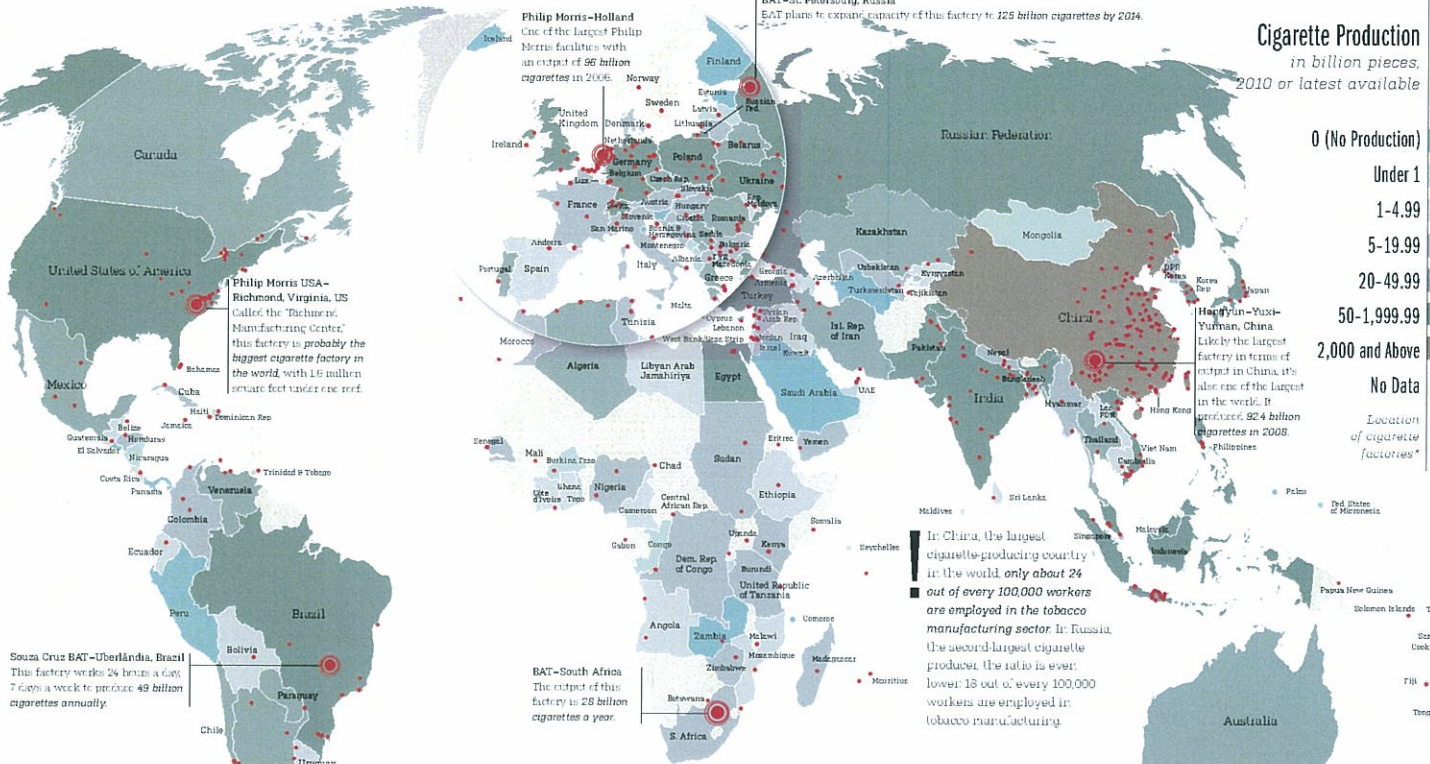
Robert Proctor, Stanford University, US, 2011

There are well over 500 cigarette factories spread around the globe, each responsible for thousands of premature deaths and massive, avoidable costs to society. **THESE FACTORIES COLLECTIVELY PRODUCE NEARLY 6 TRILLION CIGARETTES EVERY YEAR, ROUGHLY 12% MORE THAN A DECADE AGO.** In 2010, cigarettes were produced in the majority of countries worldwide, and about a million cigarettes were manufactured every five seconds. That year, 41% of the world's cigarettes were produced in China, followed by Russia (7%), the US (6%), Germany (4%), and Indonesia (3%).

Where are these cigarettes manufactured, wrapped, and boxed for shipment? Cigarette factories are located in every corner of the world, concentrated in Europe and China, and new ones are still being built. These factories are often hidden from sight behind high walls, given vague titles like “manufacturing facility” or

“production center,” and serviced by unmarked trucks. That is not true in China, however, where smoking is much more socially acceptable than in other countries; factories are highly visible and prominently featured in their communities.

With advances in satellite imaging technology, projects such as Stanford University's Cigarette Citadels now make it possible to locate hundreds of these factories online. For instance, Internet users can view one of the world's largest cigarette factories in Bergen op Zoom, near the Hague, Netherlands. This facility, built by Philip Morris in the 1980s, currently manufactures about 96 billion cigarettes annually, with most exported to other European countries and Japan. About 90,000 people could die prematurely every year as a result of consuming cigarettes manufactured in this single facility.



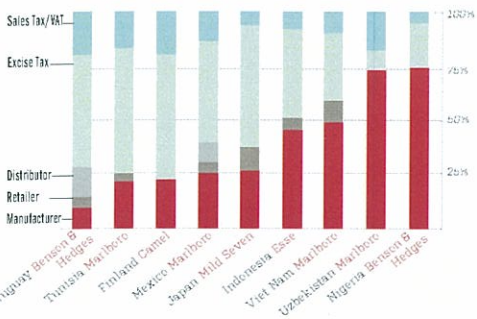
Cigarette Production in billion pieces, 2010 or latest available

0 (No Production)
Under 1
1-4.99
5-19.99
20-49.99
50-1,999.99
2,000 and Above
No Data

Location of cigarette factories*

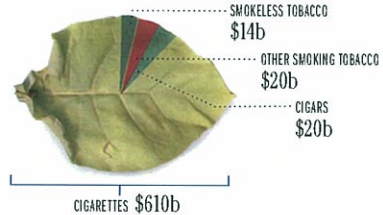
Who Is Getting the Money Spent on a Cigarette?

Distribution of value of a premium cigarette, 2009-2010



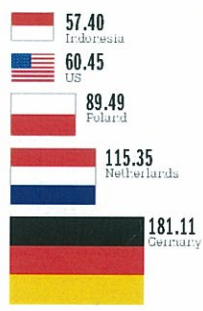
Cigarettes Dominate, but Are Not the Only Tobacco Product of the Tobacco Industry

Value of global tobacco industry production measured at retail sales price (all taxes included) in 2010, in billions, USD



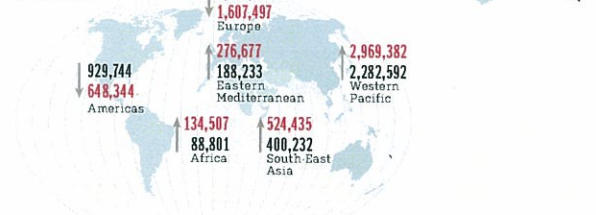
Top 5 Cigarette-Exporting Countries

Number of cigarettes produced in the country that were exported in 2010, in billions



Global Cigarette Production

In millions of cigarettes, 2000 and 2010



Between 2000 and 2010, cigarette production noticeably shifted from the western to the eastern part of Europe.

*http://tobaccoconsumption.org/india